



# Pairs to 12

## Sheet 2

12	
11	1

12	
10	2

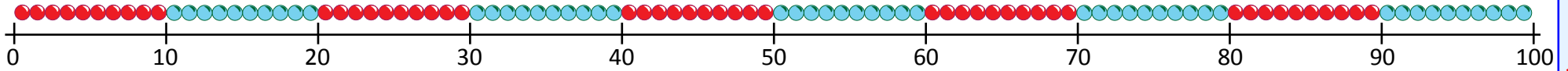
12	
9	3

12	
6	6

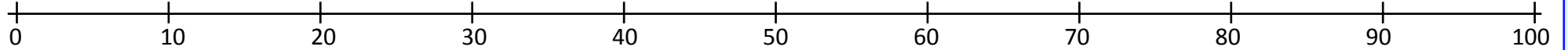
2-digit + 2-digit grid with missing totals

+	48	80
24		
57		

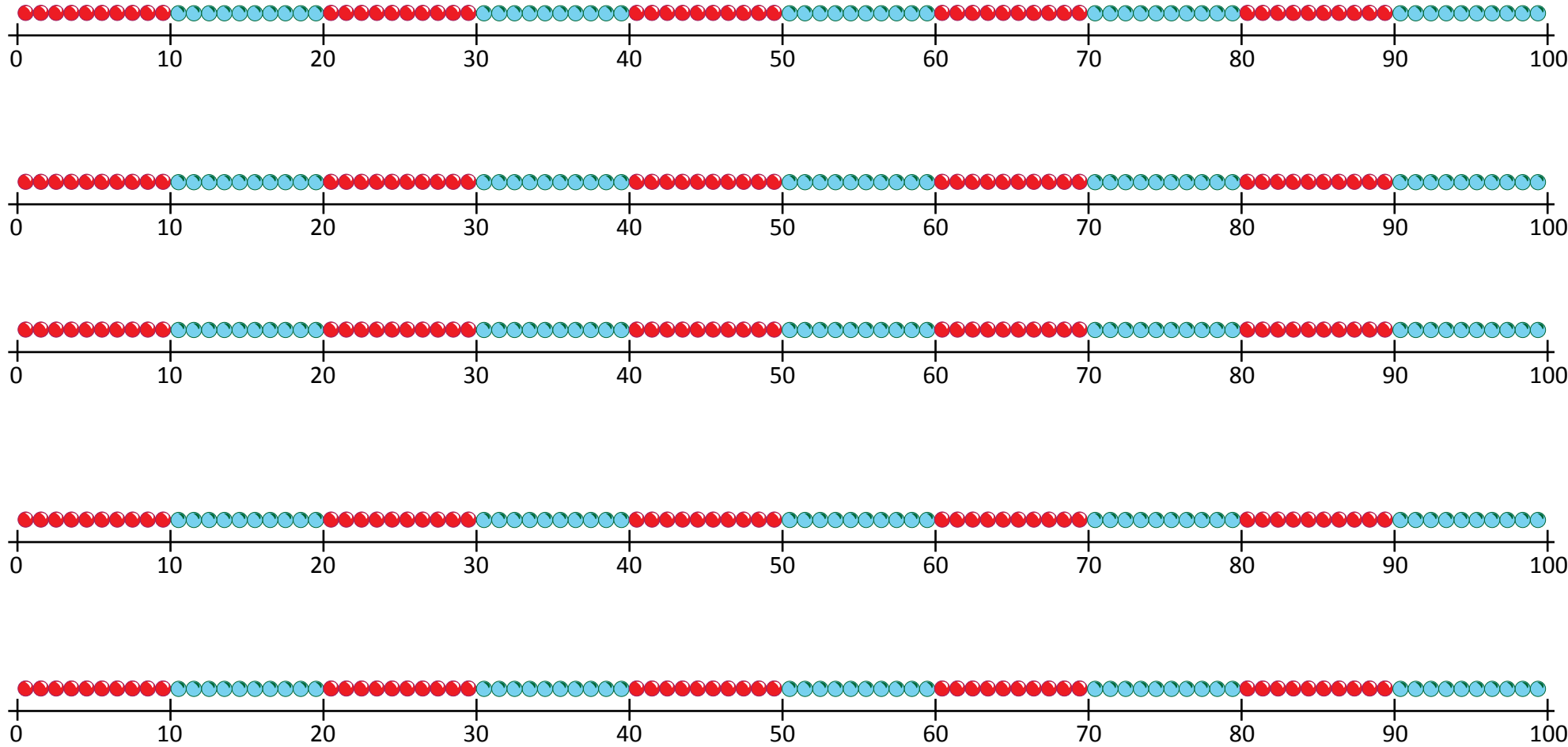
# 0 to 100 beaded line



# 0 to 100 landmarked line



# 0 to 100 beaded lines



Clue cards

When added to a number that ends in 6, I always end in 4. Who am I? (8)

When added to a number that ends in 5, I always end in 8. Who am I? (3)

When added to a number that ends in 7, I always end in 2. Who am I? (5)

When added to a number that ends in 4, I always end in 3. Who am I? (9)

When added to a number that ends in 8, I always end in 5. Who am I? (7)

When added to a number that ends in 3, I always end in 7. Who am I? (4)

When added to a number that ends in 9, I always end in 5. Who am I? (6)

When added to a number that ends in 2, I always end in 9. Who am I? (7)

When added to a number that ends in 4, I always end in 2. Who am I? (8)

When added to a number that ends in 1, I always end in 6. Who am I? (5)