

Reception and Year 1 Number and Place Value, Unit 1 (R1214)

Additional teacher instructions for practice sheets

These notes indicate which practice sheets are most appropriate for which groups.

Day 1 Y1 Counting in tens Sheet 1

Working towards ARE / Working at ARE

Working towards ARE may use 100 square/100 beaded line.

Day 1 Y1 Ten more Sheet 2

Greater Depth

Day 2 Y1 Estimating and counting Sheet 1

Working towards ARE / Working at ARE

Day 2 Y2 Estimating and counting Sheet 2

Greater Depth

Day 3 Y1 Find the numbers Sheet 1

Working towards ARE / Working at ARE

Day 3 Y1 Find the numbers Sheet 2

Greater Depth

Day 4 Y1 How much money? Sheets 1 and 2

Working towards ARE / Working at ARE / Greater Depth

Working towards ARE complete the first 5 questions.

Greater Depth choose 4 purses and write a number sentence to show the amount inside, e.g. $40p + 8p + 48p$.

Day 4 Y1 Partitioning numbers Sheet 3

Working at ARE / Greater Depth

Counting in tens

Sheet 1

Fill in the missing numbers.

10, 20, 30,

30, 40, 50,

20, 30,

, 50

40, 50, 60,

50,

, 70, 80

60,

, 80, 90

70, 80,

, 100

Ten more

Sheet 2

Complete the examples then choose further numbers for the blank boxes.

is ten more than

is ten more than

is ten more than

is ten more than

is ten more than

is ten more than

is ten more than

is ten more than

is ten more than

is ten more than

Estimating and counting

Sheet 1

Look at the pictures in each box and make a quick estimation of how many objects are in each box. Write this down and then count the objects to check how close you were.




Estimate _____
Actual number _____



Estimate _____
Actual number _____




Estimate _____
Actual number _____



Estimate _____
Actual number _____



Estimate _____
Actual number _____



Estimate _____
Actual number _____

Challenge

Put the boxes in order, smallest to largest.

--	--	--	--	--	--

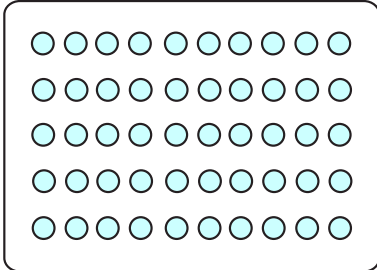
Estimating and counting

Sheet 2

Have a look at each box of dots.

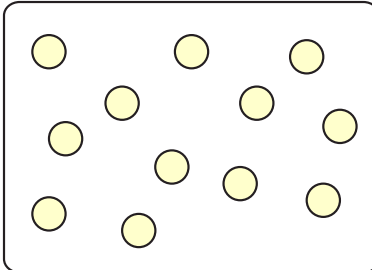
Roughly estimate how many dots you think are in each box and then order the boxes from the smallest number to the largest number.

A



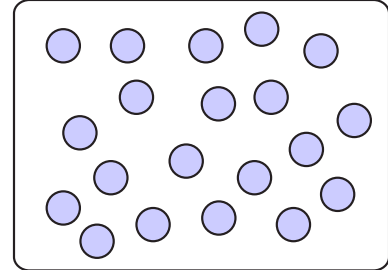
Estimate _____

B




Estimate _____

C




Estimate _____

D



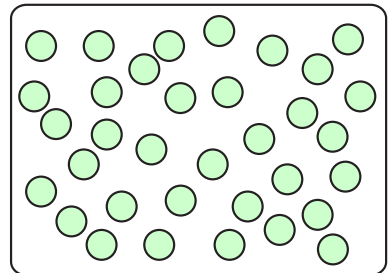
Estimate _____

E



Estimate _____

F



Estimate _____

Actual numbers

Box A

Box D

Box B

Box E

Box C

Box F

Order of the boxes:

smallest
number

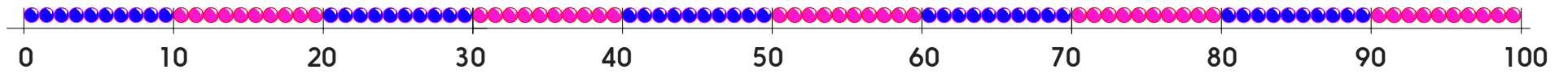
largest
number

Challenge

Estimate how many shapes are in the border of this page.

Find the numbers

Sheet 1

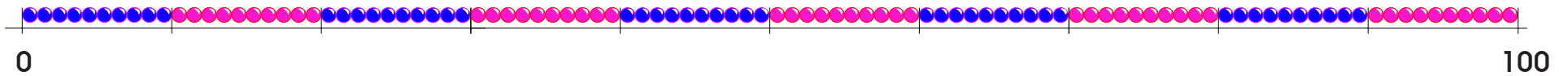


Mark these numbers on the line:

23 58 75 12 61 83 88 24 32 47

Find the numbers

Sheet 2



Mark the numbers on the line:

23 58 75 12 61 83 79 24 32 47 96

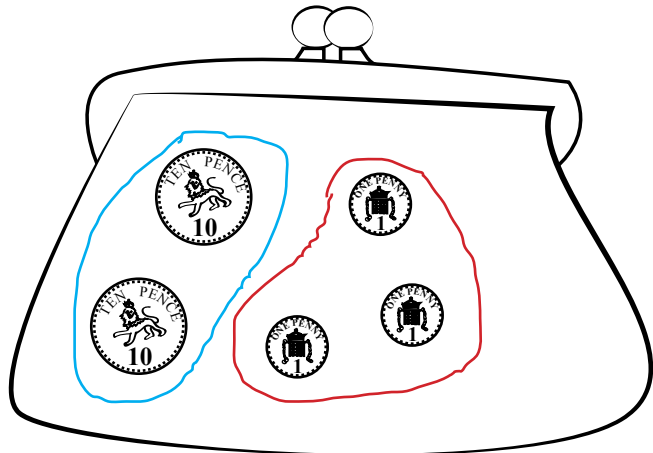
Challenge

Draw three arrows on the line. Ask your partner to write the numbers they show.

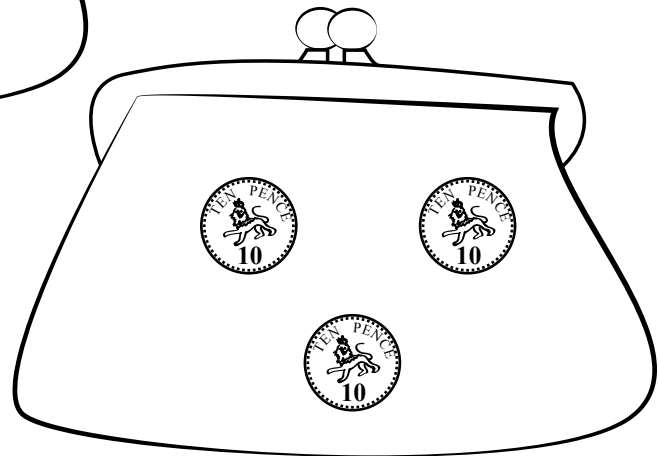
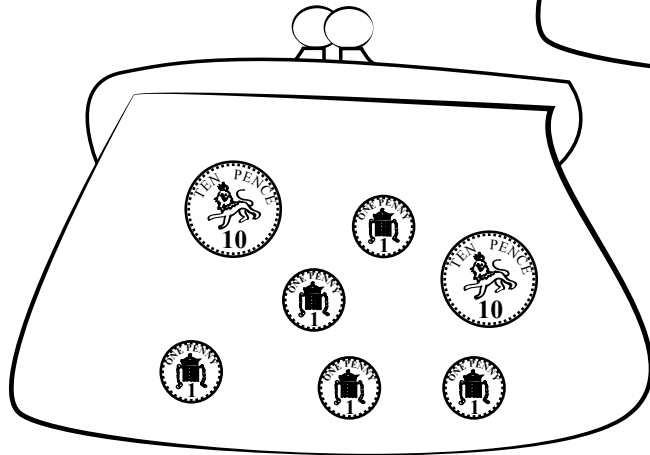
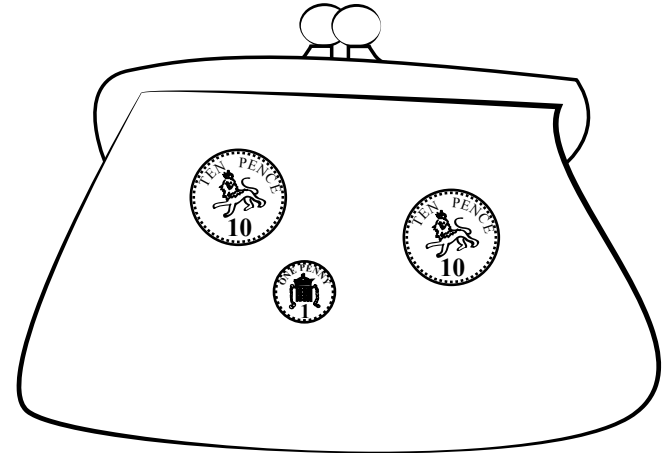
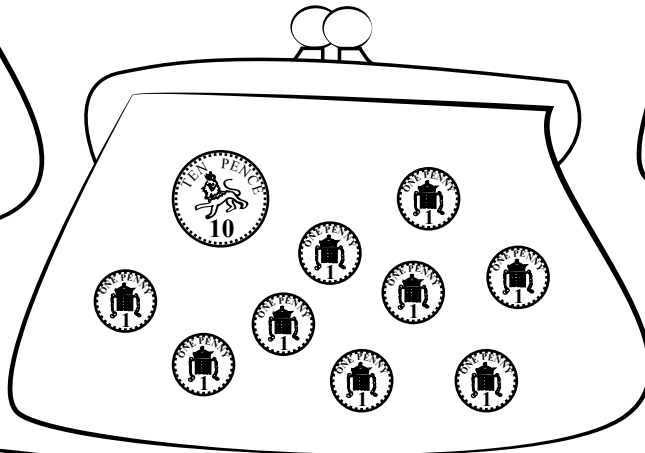
How much money?

Sheet 1

Calculate how much money is in each purse by counting the 10ps and then the 1ps. Write the amount underneath.




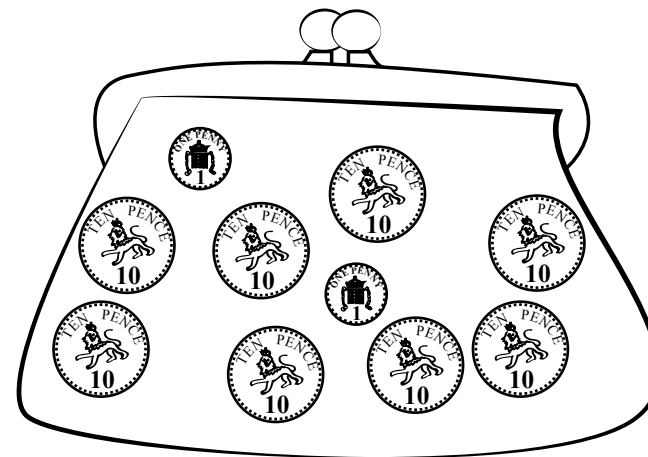
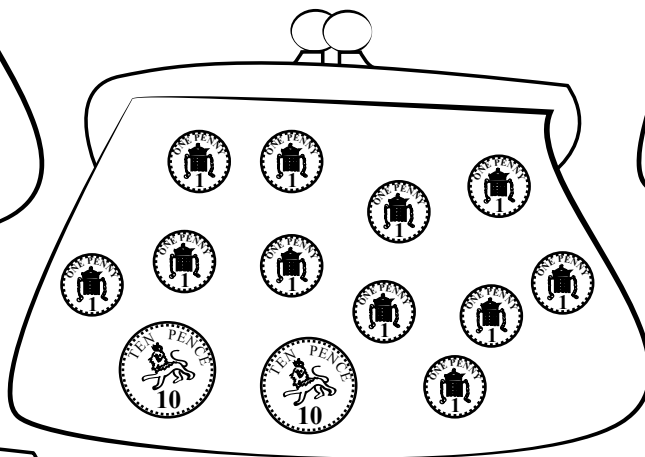
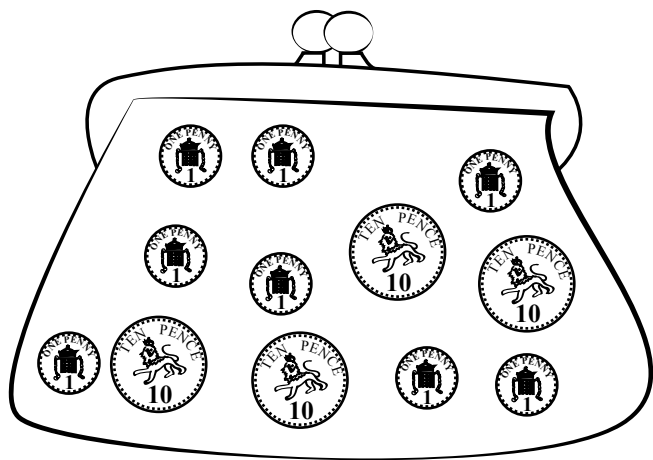
23p



How much money?

Sheet 2

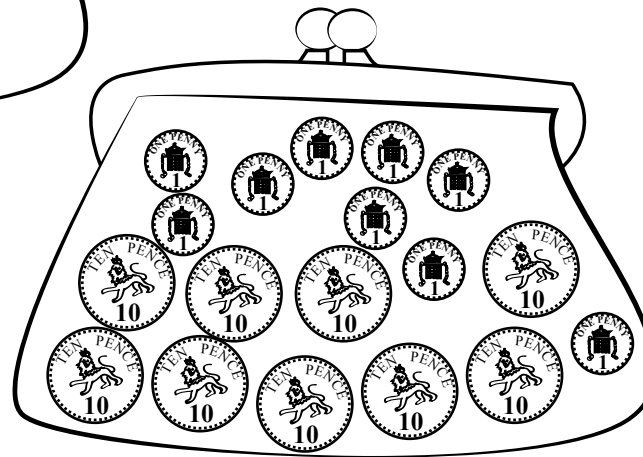
Calculate how much money is in each purse by counting the 10ps and then the 1ps. Write the amount underneath.



Challenge

Katy says, 'I have 38p in my purse'.

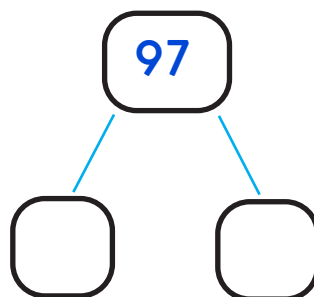
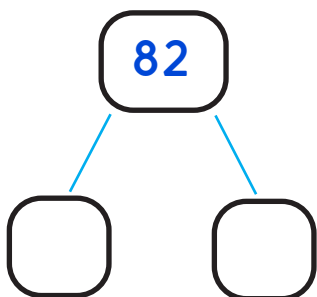
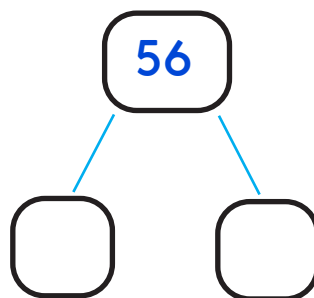
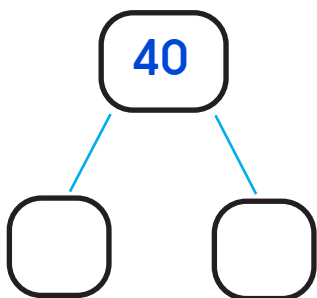
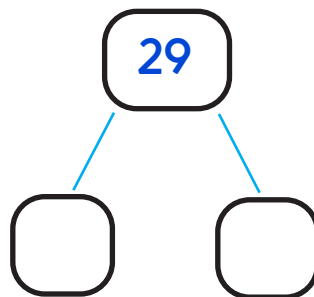
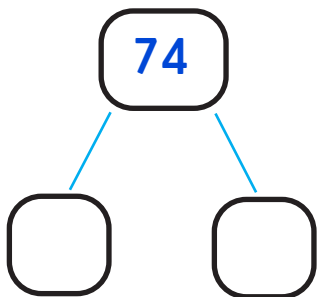
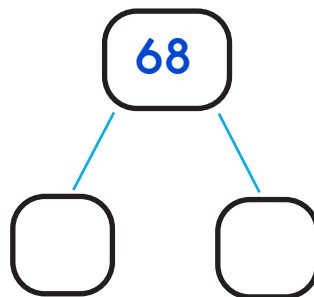
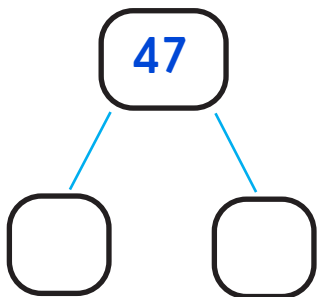
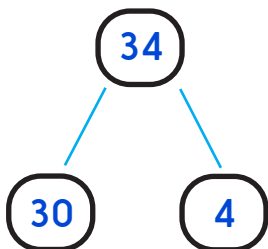
Draw her purse and her coins.



Partitioning numbers

Sheet 3

Look at each number. How many tens and how many ones does it have?



Number and Place Value

Answers

Day 1 Y1 Counting in tens Sheet 1

10, 20, 30, 40
30, 40, 50, 60
20, 30, 40, 50
40, 50, 60, 70
50, 60, 70, 80
60, 70, 80, 90
70, 80, 90, 100

Day 1 Y1 Ten more Sheet 2

33 is ten more than 23
70 is ten more than 60
Children fill in their own start and finish numbers.

Day 2 Y1 Estimating and counting Sheet 1

Children's estimates should be one or two away from the actual number.

Actual numbers:

A 8 B 13 C 4

D 20 E 17 F 28

smallest to largest: C A B E D F

Day 2 Y1 Estimating and counting Sheet 2

Children's estimates should be one or two away from the actual number.

Actual numbers:

A 50 D 100

B 12 E 64

C 20 F 35

smallest to largest: B C F A E D

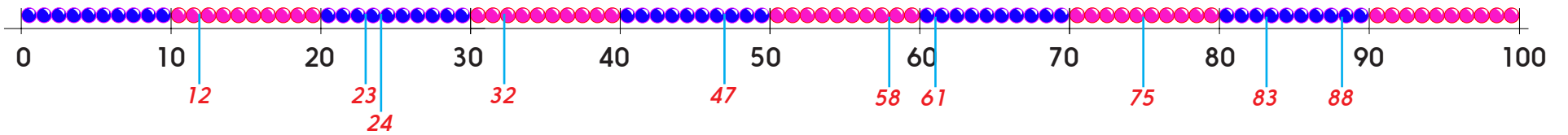
Challenge

The actual number of shapes in the border of this sheet is 110

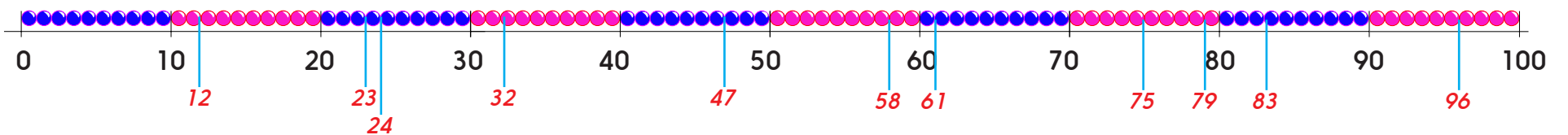
Number and Place Value

Answers

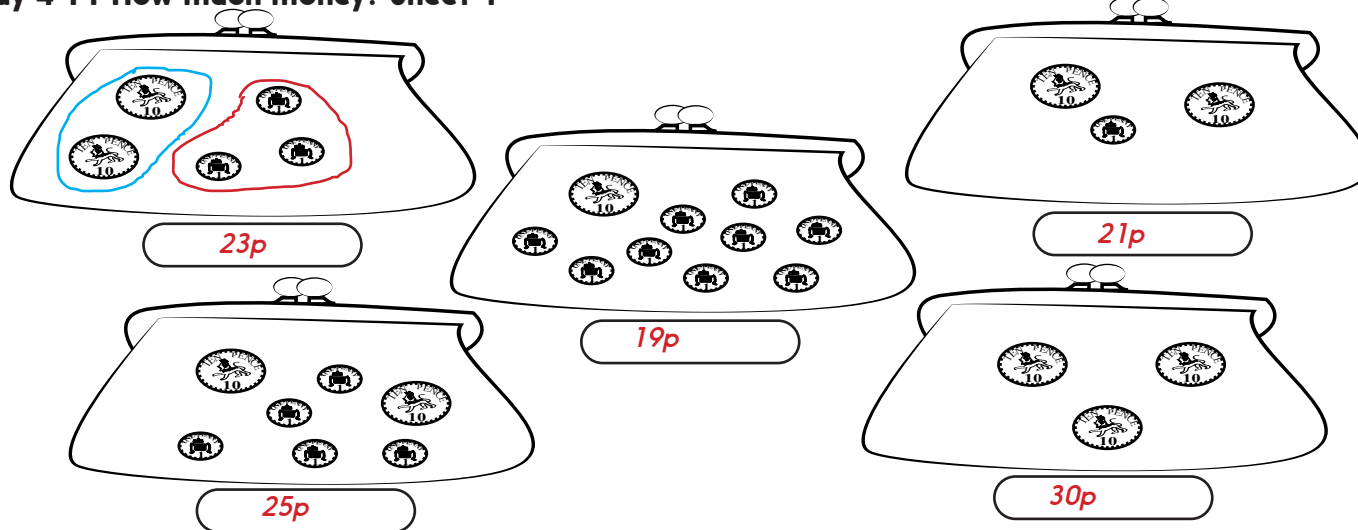
Day 3 Y1 Find the numbers Sheet 1



Day 3 Y1 Find the numbers Sheet 2



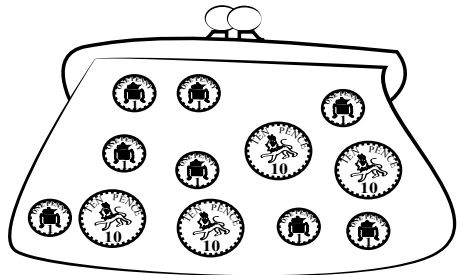
Day 4 Y1 How much money? Sheet 1



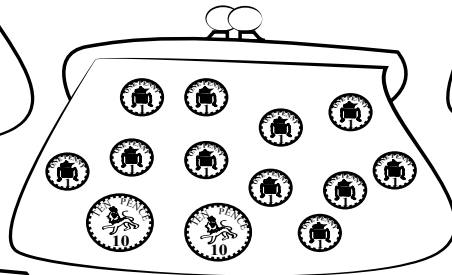
Number and Place Value

Answers

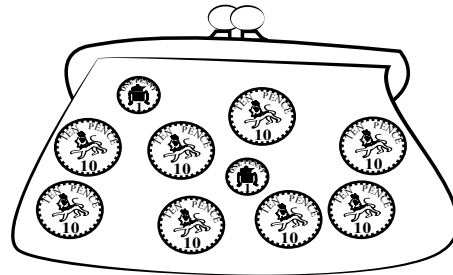
Day 4 Y1 How much money? Sheet 2



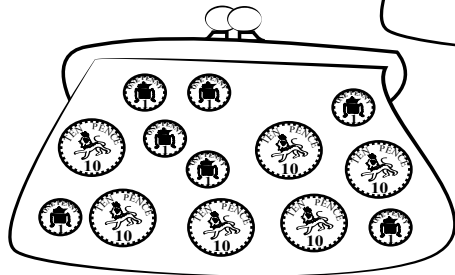
48p



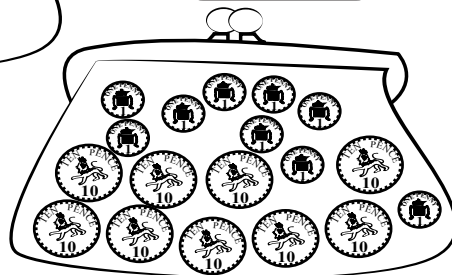
31p



82p




67p



99p

Challenge

Katy says, 'I have 38p in my purse'.
Draw her purse and her coins.



Day 4 Y1 Partitioning numbers Sheet 3

